

CustomAcces

HARLEY DAVIDSON SPORTSTER XL 1200X '15-

M O U N T I N G I N S T R U C T I O N S

REF BTM0013

SEMIFAIRING BATWING SML SPORT



1 Person



20 min



MEDIUM



TORX
T45



N° 7

ALLEN

N° 2,5
N° 3
N° 6



En las revisiones del vehículo es conveniente efectuar también el mantenimiento de apriete de toda la tornillería del semicarenado, especialmente los tornillos que fijan éste al vehículo. **Gracias por su atención.**
It would be convenient to retighten the semifairing screws, specially the ones that are fixed to the motorcycle, whenever you maintain the vehicle. **Thanks for your attention.**

ID	PIEZA/PART	DESCRIPCIÓN	DESCRIPTION	QTY	REF
1		Semicarenado	Semifairing	1	BTMF001N
2		Cúpula Sport	Sport screen	1	BTMP001
3		Soporte izquierdo superior	Upper left support	1	SOP4P3SLBTM0013
4		Soporte derecho superior	Upper right support	1	SOP4P3SRBTM0013
5		Soporte izquierdo inferior	Lower left support	1	SOP4P3ILBTM0013
6		Soporte derecho inferior	Lower right support	1	SOP4P3IRBTM0013
7		Tornillo Allen ANSIB 18.3 CLASE 12.9 UNC 3/8" X 56	ANSIB 18.3 CLASE 12.9 UNC 3/8" X 56 Allen screw	6	TORNI-ANSIB-855
8		Casquillo Ø10x Ø14x 20	Ø10x Ø14x 20 bush	6	CASQUI101420299
9		Silentblock M5	M5 silentblock	4	SILENBTM5-046/1
10		Arandela nylon M5x1	M5x1 nylon washer	4	ARNV0000000245
11		Tornillo Allen M5x16 Ø11 ISO 7380	M5x16 Ø11 ISO 7380 Allen screw	4	TORNI-I7380-493
12		Tapón tornillo M5 ISO 7380	M5 ISO 7380 screw cap	4	TAPON-----85
13		Tornillo Allen M4x12 ISO7380	M4x12 ISO 7380 Allen screw	3	TORNI-I7380-800
14		Arandela nylon M4x0,5	M4x0,5 nylon washer	6	ARNV0000000311
15		Tuerca autoblocante M4	M4 nut	3	TUERCAE985-0290
16		Tapón tuerca M4	M4 cap nut	3	TAPON-----91

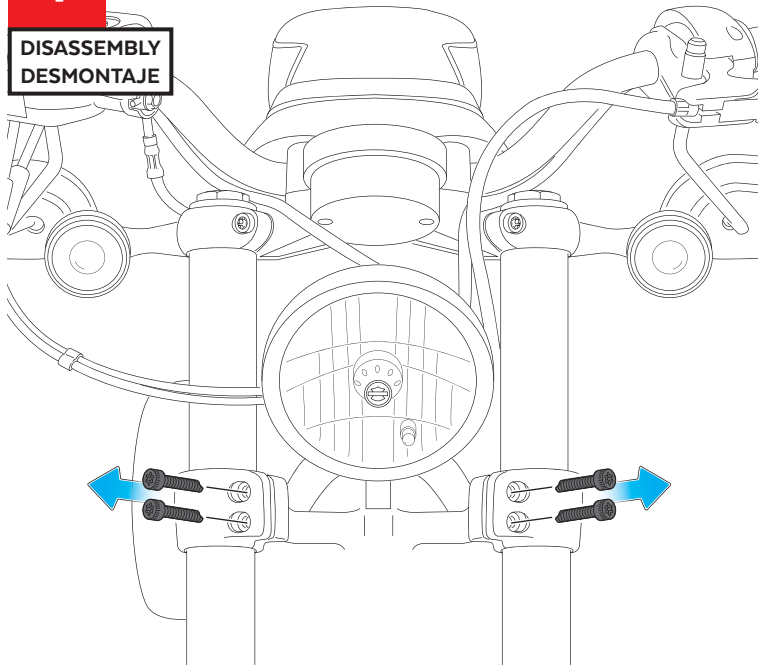
CustomAcces

HARLEY DAVIDSON SPORTSTER XL 1200X '15-

INSTRUCCIONES DE MONTAJE - MOUNTING INSTRUCTIONS - MONTAGEANLEITUNG

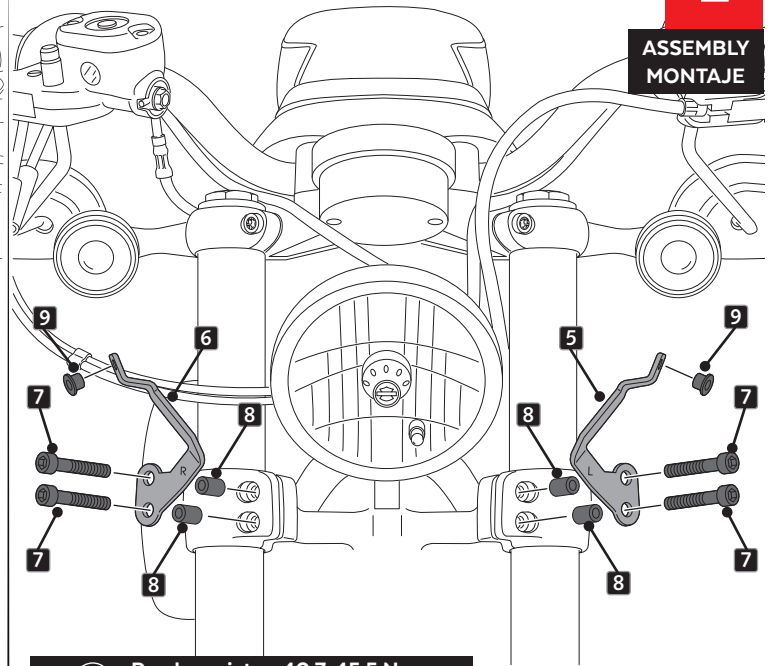
1

DISASSEMBLY
DESMONTAJE



2

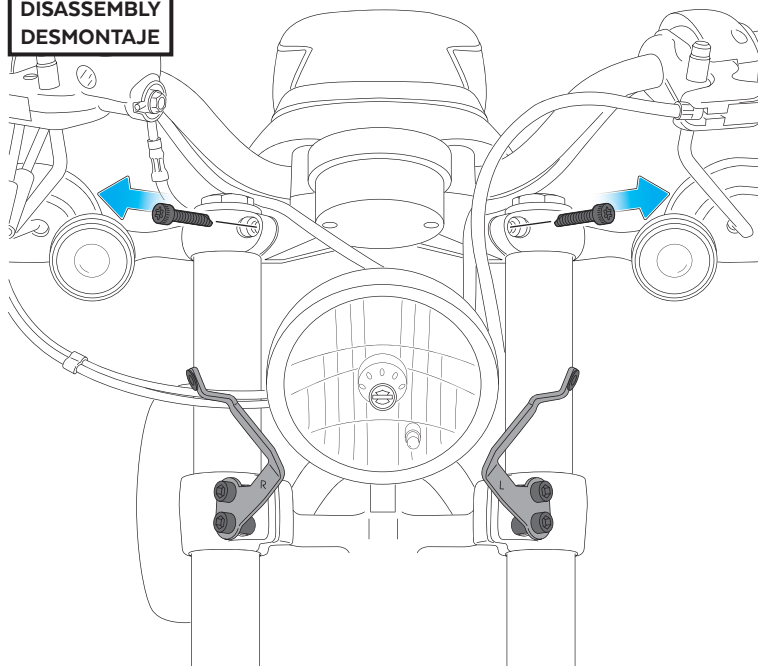
ASSEMBLY
MONTAJE



7  Par de apriete - 40,7-45,5 N.m
Tightening torque - 40,7-45,5 N.m

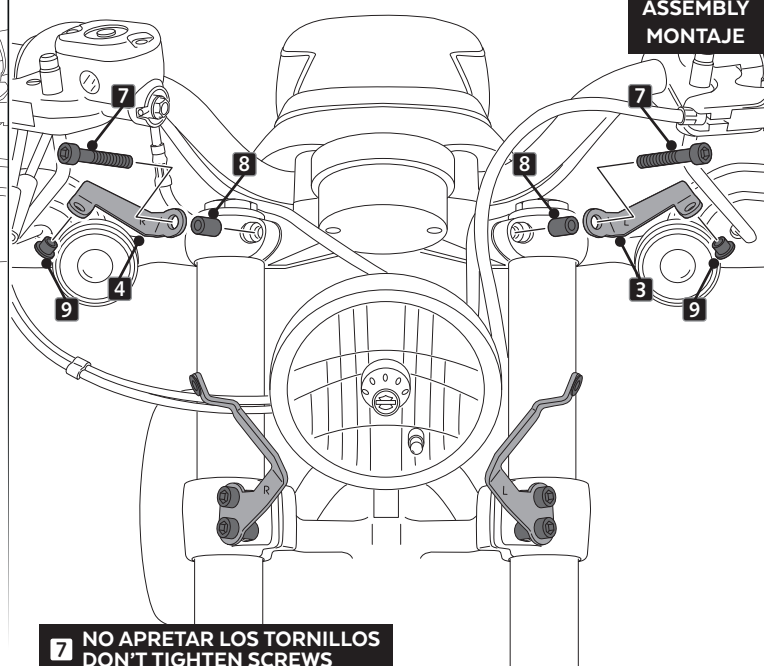
3

DISASSEMBLY
DESMONTAJE



4

ASSEMBLY
MONTAJE



7 NO APRETAR LOS TORNILLOS
DON'T TIGHTEN SCREWS

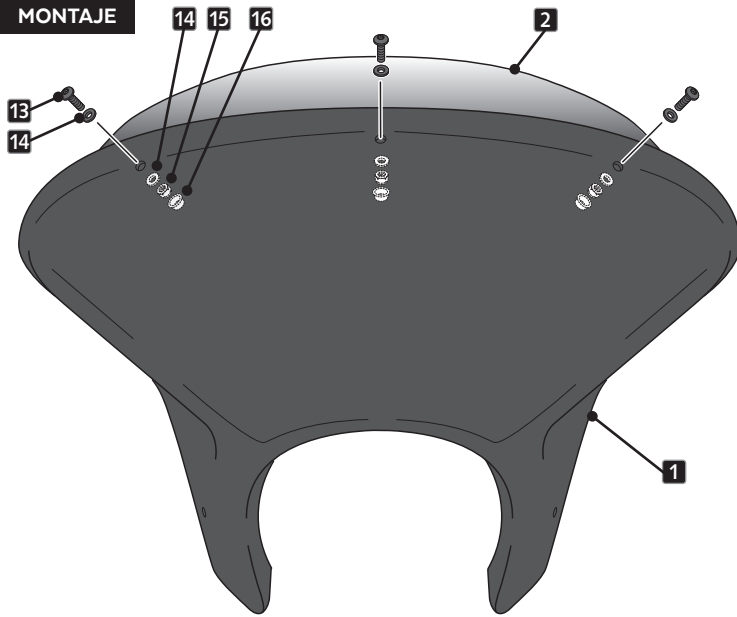
CustomAcces

HARLEY DAVIDSON SPORTSTER XL 1200X '15-

INSTRUCCIONES DE MONTAJE - MOUNTING INSTRUCTIONS - MONTAGEANLEITUNG

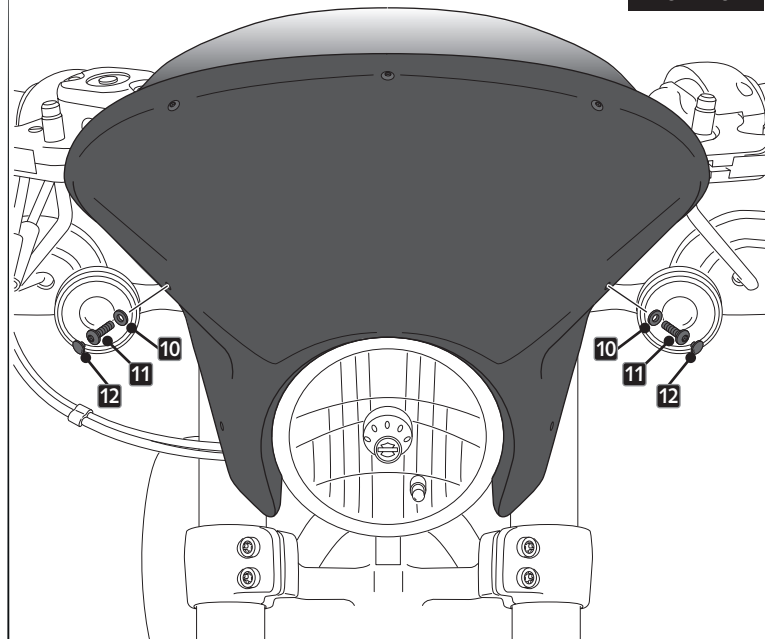
5

ASSEMBLY
MONTAJE



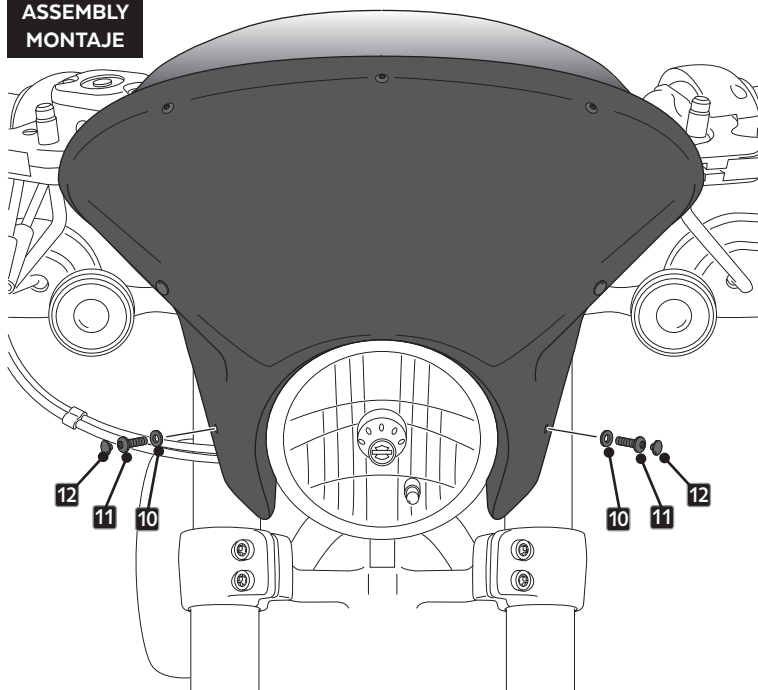
6

ASSEMBLY
MONTAJE



7

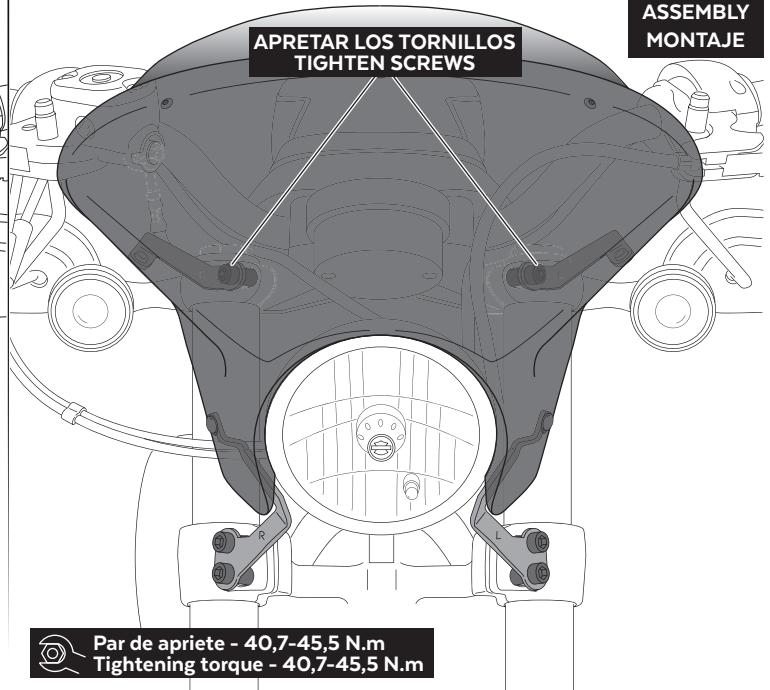
ASSEMBLY
MONTAJE



8

ASSEMBLY
MONTAJE

APRETAR LOS TORNILLOS
TIGHTEN SCREWS



Par de apriete - 40,7-45,5 N.m
Tightening torque - 40,7-45,5 N.m